Pin Header 1.27mm SQ Pin=0.4mm 1 Row H=1.0/1.5/2.0/2.5mm SMT Type

Specifications
Current Rate:1 AMP
Insulation Resistance:1000MΩ Min.
Contact Resistance:20mΩ Max.
Dielectric Voltage:500V AC for one minute
Operation Temperature:-40°C to +105°C

Material
Insulator:Polyester,UL 94V-0
◎Standard:Nylon 6T
Terminal:Copper Alloy
Plating:Gold Plated

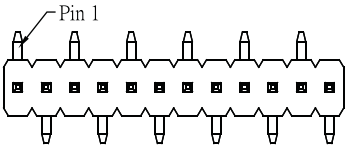

A TYPE

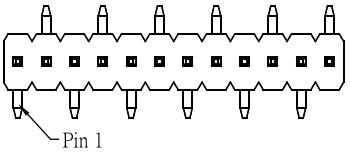

B TYPE

	Dim. C	Dim. W
H=1.0mm	1.50	2.10
H=1.5mm	2.00	2.10
H=2.0mm	2.20	2.50
H=2.5mm	3.00	2.50

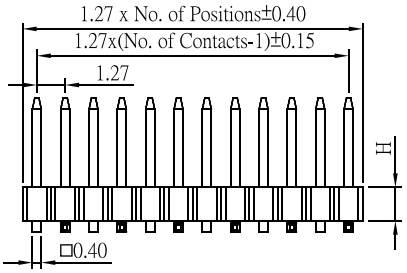

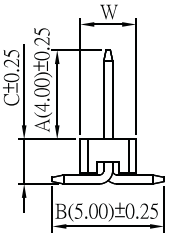

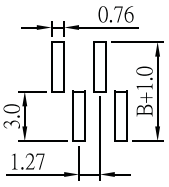

A TYPE

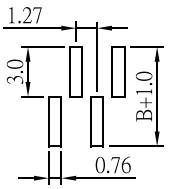

B TYPE

Recommended PCB Layout
(PCB TOLERANCE ±0.05)

Part No.:PH3M10/15/20/25-1XX-U

Pin Header 1.27mm SQ Pin=0.4mm 2 Row H=0.85/1.0/1.5/1.7/2.0/2.5mm SMT Type



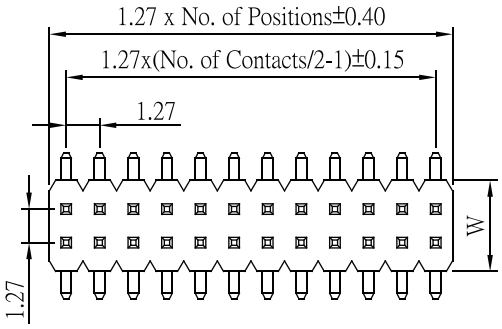

	Dim. C	Dim. W
H=0.85mm	1.30	3.40
H=1.0mm	1.50	3.40
H=1.5mm	2.00	3.40
H=1.7mm	2.20	3.00
H=2.0mm	2.50	3.00
H=2.5mm	3.00	3.00

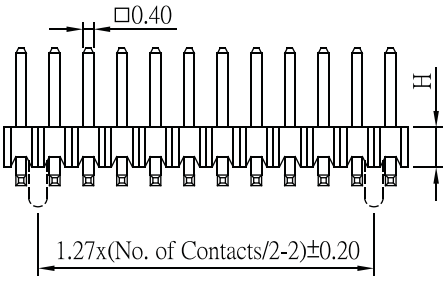

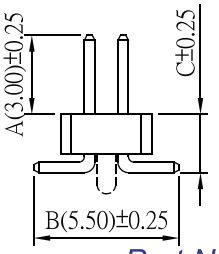

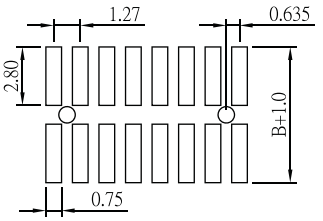

Recommended PCB Layout
(PCB TOLERANCE ±0.05)

Part No.:PH3M08/10/15/17/20/25-2XX-U

ORDER INFORMATION

P H 3 M X X - X X X X B X X X X A/B/C - U

- M: M:SMT Single Plastic
- 3: 08:Plastic Height H=0.85mm; 10:Plastic Height H=1.0mm; 15:Plastic Height H=1.5mm; 17:Plastic Height H=1.7mm; 20:Plastic Height H=2.0mm; 25:Plastic Height H=2.5mm (Single Row Available For H=1.0/1.5/2.0/2.5mm)
- X: 1:Single Row; 2:Dual Row
- X: No. of contacts per row (02~50)
- X: ◎G:Gold Flash; GA:Gold 5u"; GB:Gold 10u"; GC:Gold 20u"; GD:Gold 30u"; T:Tin Plated
- X: S:Selective; SA:Selective 5u"; SB:Selective 10u"; SC:Selective 20u"; SD:Selective 30u"; TE:Tin 200u"
- B: ◎B:Black Insulator
- X: ◎O:W/O Cap; C:With Cap
- X: ◎O:W/O Peg; C:With Peg (Dual Row Only)
- X: P.C.B Layout; A:A Type; A:B Type (Single Row Only)
- X: ◎B:Bag Package; T:Tube; R:Taping & Reel
- A/B/C: Fill in Dimension For Special Design
- U: U:RoHS + Nylon 6T

◎:Standard Recommended